

IDAHO CHARITABLE GAMING

ANNUAL REPORT

OCTOBER 16, 2022 - OCTOBER 15, 2023

CG Charitable
Gaming

IDAHO LOTTERY ENFORCEMENT DIVISION



TABLE OF CONTENTS

<u>Overview-Charitable Gaming in Idaho</u>	<u>1</u>
<u>Message from the Governor</u>	<u>2</u>
<u>Message from the Director</u>	<u>3</u>
<u>Idaho Bingo Raffle Board Members by Region</u>	<u>4</u>
<u>Licensed Charitable Organizations</u>	<u>5</u>
<u>Bingo Vendors Licensed in the State of Idaho</u>	<u>6</u>
<u>Organizations Licensed to Conduct Raffles</u>	<u>7-16</u>
<u>Raffle Statistics</u>	<u>17</u>
<u>Organizations Licensed to Conduct Bingo</u>	<u>18-21</u>
<u>Bingo Statistics</u>	<u>22</u>
<u>Bingo Raffle Revenue</u>	<u>23</u>
<u>Charitable Gaming Income & Expenses</u>	<u>24</u>

OVERVIEW - CHARITABLE GAMING IN IDAHO

The Idaho Lottery was given the responsibility by the Idaho Legislature to provide oversight of Charitable Gaming in 1992. Last year 179 charitable non-profit organizations obtained a charitable gaming license from the Idaho Lottery.

The Lottery is charged with protecting the public from fraudulently conducted operations and to ensure charitable groups and institutions realize the profits from these games. When a non-profit organization or a charity wishes to conduct a bingo game or a raffle in Idaho, they are required by law to obtain a license through the Idaho Lottery. Licenses for bingo and raffle operations are necessary when the annual gross revenue (bingo) or prize value (raffle) exceeds statutory limits.

This report represents licensed charitable gaming fundraising activities in Idaho for the past year.



LETTER FROM THE GOVERNOR

My Fellow Idahoans,

For 30 years, the Bingo Raffle Advisory Board of the Idaho Lottery has helped the Idaho Lottery Commission ensure the integrity and fairness of charitable gaming for fundraising efforts that benefit churches, schools, and civic groups across the Gem State.

Charitable gaming plays a critical role in fundraising efforts for Idaho's civic clubs and service groups. Idaho's charities have depended on raffles and bingo nights to bolster their revenues for the good causes they support. In 2023, Idaho's 179 licensed charitable and non-profit organizations raised more than \$9.6 million for beneficiaries through their bingo and raffle operations.

The Idaho Bingo-Raffle Advisory Board works collaboratively with non-profit groups each year to ensure that public trust and confidence in these games remains strong, and that participation in these socially fun and profitable experiences benefit the charities these organizations are intended to serve.

Sincerely,

A handwritten signature in blue ink, which appears to read "Brad Little". The signature is stylized and fluid, written over a white background.

Brad Little
Governor, State of Idaho



FROM THE LOTTERY DIRECTOR

On behalf of the Idaho State Lottery Commission and the Bingo/Raffle Advisory Board, I am pleased to present to you the Annual Report on Charitable Gaming in Idaho for 2023.

Oversight responsibility for charitable gaming (bingo and raffle) in Idaho has been the responsibility of the Idaho Lottery since 1992. Maintaining public confidence and the integrity of Idaho's charitable gaming is a matter we take very seriously. The Idaho Lottery Charitable Gaming Division ensures that the games offered are fair.

We work to ensure the many non-profit organizations, civic clubs, churches, and schools benefit from the proceeds of legally operated charitable gaming events in Idaho. This past year, there were 179 non-profit organizations who applied for and received licenses to operate a bingo or raffle game that benefited good causes in their communities. Total ticket sales exceeded \$15,468,011 with 62%, a whopping \$9,635,158 returned to Idaho non-profits and charities.

Charitable Gaming Coordinator Tina Miller, Director of Lottery Security Tony Pittz, and the volunteer members of the Bingo Raffle Advisory Board are to be commended for their diligent work.

The ultimate credit, though, goes to the volunteer charitable operators who are entrusted by their friends and neighbors to responsibly create financial success from licensed Charitable Gaming in the Gem State.

I often say that “***Every Play Pays***”. Last year was no exception. We encourage you to consider participating with your favorite charity.

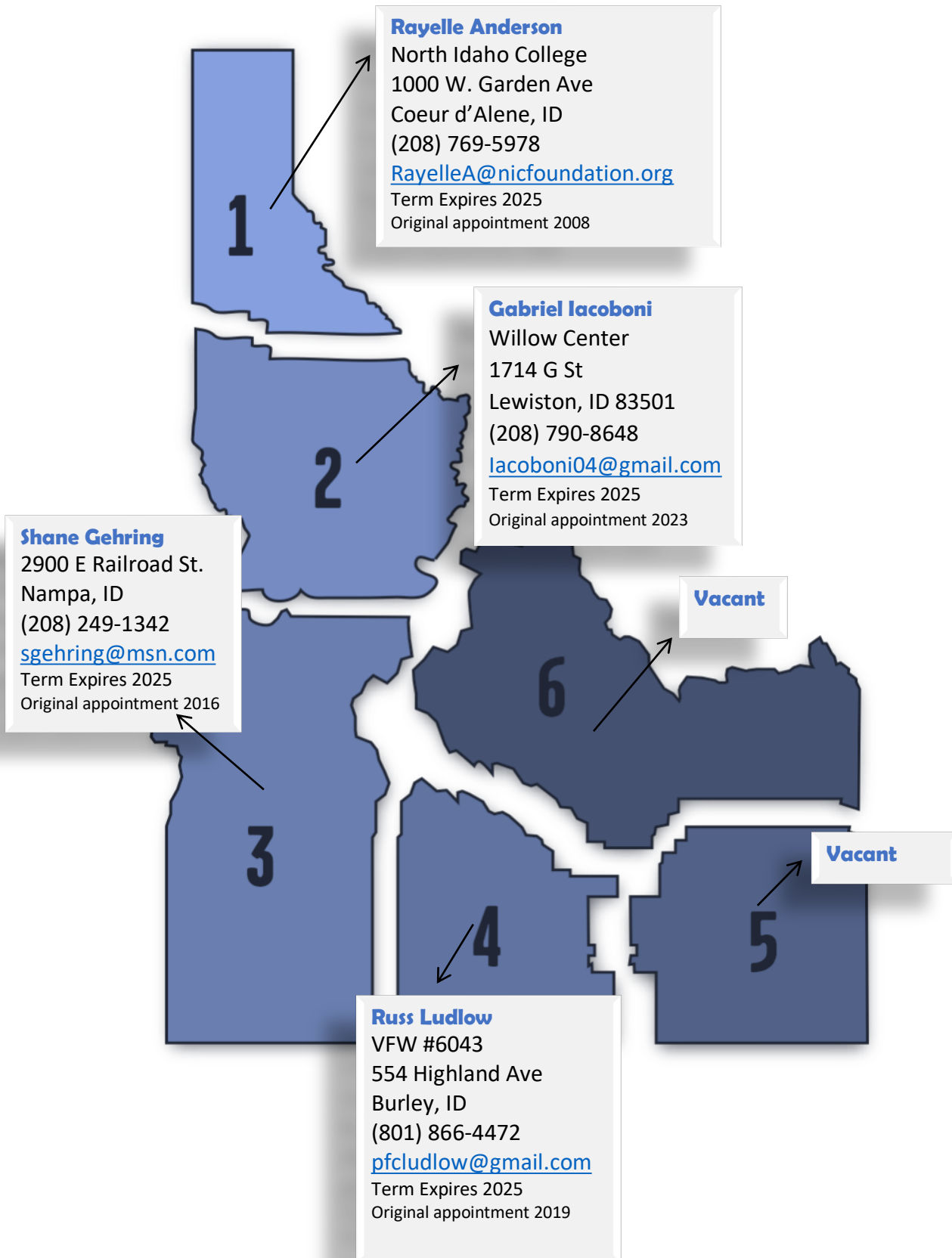
Sincerely,

A handwritten signature in blue ink, appearing to read 'J. Anderson', with a long horizontal flourish extending to the right.

Jeffrey R. Anderson
Director
Idaho Lottery

IDAHO BINGO RAFFLE ADVISORY BOARD MEMBERS BY REGION

Appointments expire the first Monday in January and members serve a three-year term.



LICENSED CHARITABLE ORGANIZATIONS

During the period October 16, 2022, to October 15, 2023, there were a total of 179 active charitable gaming licenses in the State of Idaho. Below is a breakdown showing the number of bingo and raffle licenses issued by region. Statewide licenses are issued to organizations with chapters or groups who hold fundraising raffles throughout the state, but report to the state-level organization.

Region 1

County	Bingo	Raffle
Benewah	0	1
Bonner	2	7
Boundary	0	0
Kootenai	6	26
Shoshone	0	0
Total	8	34

Region 4

County	Bingo	Raffle
Blaine	0	8
Camas	0	0
Cassia	1	2
Gooding	0	0
Jerome	1	0
Lincoln	0	0
Minidoka	1	2
Twin Falls	2	9
Total	5	21

Region 2

County	Bingo	Raffle
Clearwater	0	0
Idaho	0	1
Latah	0	2
Lewis	0	0
Nez Perce	1	10
Total	1	13

Region 5

County	Bingo	Raffle
Bannock	1	2
Bear Lake	0	0
Bingham	0	0
Caribou	0	0
Franklin	0	0
Oneida	0	0
Power	0	0
Total	1	2

Region 3

County	Bingo	Raffle
Ada	6	37
Adams	0	0
Boise	1	0
Canyon	3	15
Elmore	1	0
Gem	1	2
Payette	0	0
Owyhee	0	0
Valley	1	3
Washington	2	0
Total	15	57

Region 6

County	Bingo	Raffle
Bonneville	2	9
Butte	0	0
Clark	0	0
Custer	1	0
Fremont	0	1
Jefferson	0	1
Lemhi	1	1
Madison	0	1
Teton	0	0
Total	4	13

Statewide Raffle License

22

BINGO VENDORS LICENSED IN THE STATE OF IDAHO

Companies in Idaho who wish to manufacture, sell, distribute, furnish, or supply to any person or entity, any gaming device, equipment, or material, must first obtain a vendor's license from the Idaho Lottery. All vendors must pay an annual license fee and maintain records required by the Idaho Lottery.

Manufacturers:

Arrow International, Inc.

Contact: Fred Graf
9900 Clinton Rd
Brooklyn, OH 44144
Phone: 800-321-0757
www.arrowinternational.com
Exp. Date 04/01/24

VKGS, LLC

1045 North 115th Street, Suite 200
Omaha, NE 68154
Phone: 402-951-2970 ext. 7853
Exp. Date: 07/01/23

Everi Games, Inc.

7250 S Tenaya Way, Suite 100
Las Vegas, NV 89113
Phone: 702-216-6660
Exp. Date: 05/01/24

Distributors:

Cactus Bingo Supply, Inc.

Contact: Robert Skitt
3210 E. Roeser Rd., Suite 15
Phoenix, AZ 85040
Phone: 800-544-0984
Exp. Date 12/01/23

Spokane PullTab & Bingo Supply

726 N Helena
Spokane, WA 99202
Phone: 509-747-1339
Toll Free: 800-424-2092
Exp. Date 12/01/23

ZDI Gaming, Inc.

4117 NE Minnehaha
Vancouver, WA 98661
Contact: Melanie Keser
Phone: 360-693-6200
Exp. Date 12/01/23

ORGANIZATIONS LICENSED TO CONDUCT RAFFLE

October 16, 2022 to October 15, 2023

Ada **Total Per County: 37**

License Expiration Date	License Holder	Gross Sales	Cost of Prize/s	Duck Rental	Net Total	Expense	Donation to Charity	Exp. %	Charity %
3/1/23	Ballet Idaho, Inc.	\$12,775.00	\$0.00	\$0.00	\$12,775.00	\$172.75	\$12,602.25	1%	99%
11/1/22	Bishop Kelly Foundation, Inc.	\$76,675.00	\$32,500.00	\$0.00	\$44,175.00	\$414.71	\$43,760.29	1%	99%
7/1/23	Boise Metro Chamber of Commerce	\$7,105.00	\$0.00	\$0.00	\$7,105.00	\$0.00	\$7,105.00	0%	100%
1/15/23	Boise Nordic Foundation, Inc.	\$2,100.00	\$0.00	\$0.00	\$2,100.00	\$0.00	\$2,100.00	0%	100%
4/15/23	Boise State University Alumni Association	\$1,500.00	\$0.00	\$0.00	\$1,500.00	\$0.00	\$1,500.00	0%	100%
5/15/23	Boise Timbers Thorns Soccer Club, Inc.	\$163,5440.00	\$34,281.00	\$0.00	\$129,259.00	\$2,078.00	\$127,181.00	2%	98%
4/15/23	Boise Valley Habitat for Humanity	No raffles held							
10/15/23	Boise Valley Snowmobile Association	\$14,565.00	\$5,850.23	\$0.00	\$8,714.77	\$0.00	\$8,714.77	0%	100%
6/15/23	Camp Rainbow Gold	\$8,200.00	\$0.00	\$0.00	\$8,200.00	\$0.00	\$8,200.00	0%	100%
11/1/22	Eagles Boise Auxiliary #115	No raffles held							
10/1/23	Faces of Hope	\$1,500.00	\$0.00	\$0.00	\$1,500.00	\$0.00	\$1,500.00	0%	100%
3/15/23	Foundation for North American Wild Sheep - Idaho Chapter	\$196,420.00	\$83,834.94	\$0.00	\$112,585.06	\$251.58	\$112,333.48	0%	100%
6/1/23	Idaho FFA Foundation, Inc.	\$108,640.00	\$16,647.84	\$0.00	\$91,992.16	\$4,245.63	\$87,746.53	5%	95%
5/1/23	Idaho Outfitters & Guides Association	\$4,054.00	\$1,950.00	\$0.00	\$2,104.00	\$0.00	\$2,104.00	0%	100%
7/1/23	Idaho Rivers United	\$24,646.99	\$0.00	\$0.00	\$24,646.99	\$459.47	\$24,187.52	2%	98%
3/1/23	Idaho Rural Water Association	\$6,446.00	\$1073.92	\$0.00	\$5,372.08	\$200.00	\$5,172.08	4%	96%
8/1/23	Junior League of Boise, Inc	\$3,555.00	\$500.00	\$0.00	\$3,055.00	\$0.00	\$3,055.00	0%	100%
8/15/23	Land Trust of the Treasure Valley	\$3,275.00	\$0.00	\$0.00	\$3,275.00	\$0.00	\$3,275.00	0%	100%
2/1/23	Leadership Idaho Agriculture Foundation	\$24,670.00	\$0.00	\$0.00	\$24,670.00	\$0.00	\$24,670.00	0%	100%
9/15/23	Meridian Police Employee Association	\$11,464.43	\$0.00	\$0.00	\$11,464.43	\$0.00	\$11,464.43	0%	100%
1/1/23	Meridian Senior Center	\$1,284.00	\$336.50	\$0.00	\$947.50	\$0.00	\$947.50	0%	100%
11/1/22	Opera Idaho, Inc.	\$10,540.00	\$0.00	\$0.00	\$10,540.00	\$0.00	\$10,540.00	0%	100%

ORGANIZATIONS LICENSED TO CONDUCT RAFFLE

October 16, 2022 to October 15, 2023

Ada continued

License Expiration Date	License Holder	Gross Sales	Cost of Prize/s	Duck Rental	Net Total	Expense	Donation to Charity	Exp. %	Charity %
10/1/23	Operation Grateful Hearts	\$6,315.00	\$0.00	\$0.00	\$6,315.00	\$38.15	\$6,276.85	1%	99%
10/1/23	Ponderosa Elementary PTA	\$815.00	\$0.00	\$0.00	\$815.00	\$0.00	\$815.00	0%	100%
2/1/23	Ride for 22	\$13,000.00	\$11,000.00	\$0.00	\$2,000.00	\$0.00	\$2,000.00	0%	100%
4/15/23	Ronald McDonald House Charites of Idaho	\$14,820.00	\$2,500.00	\$0.00	\$12,320.00	\$0.00	\$12,320.00	0%	100%
10/15/23	Sacred Heart School	\$2,600.00	\$0.00	\$0.00	\$2,600.00	\$0.00	\$2,600.00	0%	100%
1/1/23	Salt & Light Radio	No raffles held							
5/1/23	Society of St. Vincent de Paul	\$149,300.00	\$64,000.00	\$0.00	\$85,300.00	\$1,000.00	\$84,300.00	1%	99%
3/1/23	Special Olympics Idaho	\$189,350.00	\$56,427.00	\$0.00	\$132,923.00	\$16,647.00	\$116,276.00	13%	87%
1/1/23	St. Ignatius Catholic School	\$110,650.00	\$53,507.18	\$0.00	\$57,142.82	\$1,505.97	\$55,636.85	3%	97%
2/15/23	St. Joseph's Catholic School	\$10,050.00	\$5,000	\$0.00	\$5,050.00	\$0.00	\$5,050.00	0%	100%
7/15/23	St. Luke's Health Foundation	\$6,200.00	\$0.00	\$0.00	\$6,200.00	\$0.00	\$6,200.00	0%	100%
10/15/23	St. Mark's Catholic Community	\$7,757.00	\$963.41	\$0.00	\$6,793.59	\$0.00	\$6,793.59	0%	0%
4/15/23	St. Mary's Catholic Church and School	\$5,710.00	\$565.44	\$0.00	\$5,144.56	\$108.00	\$5,036.56	2%	98%
9/1/23	West Ada School District	\$489,400.00	\$0.00	\$0.00	\$489,400.00	\$12,658.76	\$476,741.24	3%	97%
1/1/23	Western Whitewater Association	\$5,500.00	\$1,819.99	\$0.00	\$3,680.01	\$0.00	\$3,680.01	0%	100%
Total		\$1,694,422.42	\$372,757.45	\$0.00	\$1,321,664.97	\$39,780.02	\$1,281,844.95	3%	97%

Bannock Total per County: 2

License Expiration Date	License Holder	Gross Sales	Cost of Prize/s	Duck Rental	Net Total	Expense	Donation to Charity	Exp. %	Charity %
10/15/23	Century High School	\$8,060.00	\$1,500.00	\$0.00	\$6,560.00	\$0.00	\$6,560.00	0%	100%
1/1/23	Senior Activity Center, Inc.	\$2,379.00	\$0.00	\$0.00	\$2,379.00	\$0.00	\$2,379.00	0%	100%
Total		\$10,439.00	\$1,500.00	\$0.00	\$8,939.00	\$0.00	\$8,939.00	0%	100%

Benewah Total per County: 1

License Expiration Date	License Holder	Gross Sales	Cost of Prize/s	Duck Rental	Net Total	Expense	Donation to Charity	Exp. %	Charity %
9/1/23	St. Mary's Immaculate Catholic Church	\$19,680.00	\$975.00	\$0.00	\$18,705.00	\$0.00	\$18,705.00	0%	100%
Total		\$19,680.00	\$975.00	\$0.00	\$18,705.00	\$0.00	\$18,705.00	0%	100%

ORGANIZATIONS LICENSED TO CONDUCT RAFFLE

October 16, 2022 to October 15, 2023

Blaine Total per County: 8

License Expiration Date	License Holder	Gross Sales	Cost of Prize/s	Duck Rental	Net Total	Expense	Donation to Charity	Exp. %	Charity %
7/1/23	Ballet Sun Valley	\$4,916.00	\$0.00	\$0.00	\$4,916.00	\$121.00	\$4,795.00	2%	98%
4/1/23	Hemingway Parents Auxiliary	\$14,789.00	\$0.00	\$0.00	\$14,789.00	\$348.00	\$14,441.00	2%	98%
11/15/22	Men's Second Chance Living	\$16,850.00	\$5,000.00	\$0.00	\$11,850.00	\$2,019.40	\$9,830.60	17%	83%
12/1/22	Papoose Club, Inc.	\$13,244.00	\$0.00	\$0.00	\$13,244.00	\$0.00	\$13,244.00	0%	100%
6/1/23	Pioneer Montessori School	\$7,000.00	\$0.00	\$0.00	\$7,000.00	\$0.00	\$7,000.00	0%	100%
5/1/23	Sun Valley Center for the Arts	\$7,150.00	\$0.00	\$0.00	\$7,150.00	\$0.00	\$7,150.00	0%	100%
2/15/23	Sun Valley Community School	\$8,600.00	\$206.00	\$0.00	\$8,394.00	\$0.00	\$8,394.00	0%	100%
1/15/23	Sun Valley Ski Education Foundation	\$5,000.00	\$0.00	\$0.00	\$5,000.00	\$0.00	\$5,000.00	0%	100%
Total		\$77,549.00	\$5,206.00	\$0.00	\$72,343.00	\$2,488.40	\$69,854.60	3%	97%

Bonner Total per County: 7

License Expiration Date	License Holder	Gross Sales	Cost of Prize/s	Duck Rental	Net Total	Expense	Donation to Charity	Exp. %	Charity %
5/1/23	Bonner County Association of Realtors, Inc.	\$4,375.00	\$2,893.11	\$0.00	\$1,481.89	\$0.00	\$1,481.89	0%	100%
11/15/22	Community Cancer Services	\$350.00	\$0.00	\$0.00	\$350.00	\$0.00	\$350.00	0%	100%
3/15/23	Ponderay Rotary Charitable Trust, Inc.	\$7,465.00	\$1,201.00	\$0.00	\$6,264.00	\$371.00	\$5,893.00	6%	94%
11/15/22	Sandpoint Area Seniors, Inc.	\$100.00	\$0.00	\$0.00	\$100.00	\$0.00	\$100.00	0%	100%
4/15/23	Sandpoint Football Foundation Inc.	\$133,345.00	\$12,000.00	\$0.00	\$121,345.00	\$5,531.00	\$115,814.00	5%	95%
7/1/23	Sandpoint High School	\$38,040.00	\$0.00	\$0.00	\$38,040.00	\$0.00	\$38,040.00	0%	100%
4/1/23	Sandpoint Lions Club	\$11,948.00	\$6,000.00	\$0.00	\$5,948.00	\$500.00	\$5,448.00	8%	92%
Total		\$195,623.00	\$22,094.11	\$0.00	\$173,528.89	\$6,402.00	\$167,126.89	4%	96%

Bonneville Total per County: 9

License Expiration Date	License Holder	Gross Sales	Cost of Prize/s	Duck Rental	Net Total	Expense	Donation to Charity	Exp. %	Charity %
2/15/23	Bonneville Joint School District #93	\$157,745.00	\$90.00	\$0.00	\$157,385.00	\$311.04	\$157,073.96	0%	100%
10/1/23	Fraternal Order of Eagles #576	No raffles held							

ORGANIZATIONS LICENSED TO CONDUCT RAFFLE

October 16, 2022 to October 15, 2023

Bonneville *continued*

License Expiration Date	License Holder	Gross Sales	Cost of Prize/s	Duck Rental	Net Total	Expense	Donation to Charity	Exp. %	Charity %
2/15/23	Idaho Falls Rescue Mission	\$16,950.00	\$14,944.94	\$0.00	\$2,005.06	\$0.00	\$2,005.06	0%	100%
7/15/23	Idaho Falls Rotary Foundation #380	\$82,105.00	\$0.00	\$20,293.00	\$61,812.00	\$0.00	\$61,812.00	0%	100%
1/1/23	Idaho Falls Senior Citizens Community Center	No raffles held							
2/1/23	Safari Club International – Idaho Chapter	\$13,200.00	\$6,125.00	\$0.00	\$7,075.00	\$1,921.00	\$5,154.00	27%	73%
3/1/23	Sagebrush Steppe Land Trust	\$6,180.00	\$0.00	\$0.00	\$6,180.00	\$0.00	\$6,180.00	0%	100%
10/1/23	The Shepherd's Inn	\$13,535.00	\$0.00	\$0.00	\$13,535.00	\$776.00	\$12,759.00	6%	94%
6/15/23	Upper Snake River Cutthroats	\$23,624.00	\$8,073.00	\$0.00	\$15,551.00	\$0.00	\$15,551.00	0%	100%

Total **\$313,069.00** **\$29,232.94** **\$20,293.00** **\$263,543.06** **\$3,008.04** **\$260,535.02** **1%** **99%**

Canyon Total per County: 15

License Expiration Date	License Holder	Gross Sales	Cost of Prize/s	Duck Rental	Net Total	Expense	Donation to Charity	Exp. %	Charity %
5/1/23	Boys & Girls Club of Canyon County	\$138,900.00	\$22,000.00	\$0.00	\$116,900.00	\$0	\$116,900.00	0%	100%
3/15/23	College of Western Idaho	No raffles held							
9/1/23	Community Council of Idaho, Inc.	\$11,055.00	\$2,474.00	\$0.00	\$8,581.00	\$0.00	\$8,581.00	0%	100%
6/15/23	H.A.P.P.E.N.	\$8,640.00	\$3,500.00	\$0.00	\$5,140.00	\$204.00	\$4,936.00	4%	96%
5/15/23	Idaho Horse Park Foundation	\$4,080.00	\$0.00	\$0.00	\$4,080.00	\$0.00	\$4,080.00	0%	100%
1/1/23	Marsing Community Disaster Fund	\$18,607.00	\$755.39	\$0.00	\$17,851.61	\$2,825.23	\$15,026.38	16%	84%
10/1/23	Middleton Area Optimist Club Idaho	No report submitted							
9/15/23	Nampa Christian Schools	\$4,120.00	\$339.74	\$0.00	\$3,780.20	\$0.00	\$3,780.20	0%	100%
8/1/23	Nampa Pride Fast Pitch	\$19,760.00	\$669.59	\$0.00	\$19,090.41	\$0.00	\$19,090.41	0%	100%
12/1/22	Our Lady of the Valley Catholic Church	No raffles held							
7/15/23	Snake River Quail Forever Chapter 2308	\$6,990.00	\$0.00	\$0.00	\$6,990.00	\$3,788.00	\$3,202.00	54%	46%
3/1/23	Snake River Stampede Cure Foundation, Inc.	\$23,465.00	\$230.00	\$0.00	\$23,235.00	\$0.00	\$23,235.00	0%	100%

ORGANIZATIONS LICENSED TO CONDUCT RAFFLE

October 16, 2022 to October 15, 2023

Canyon *continued*

License Expiration Date	License Holder	Gross Sales	Cost of Prize/s	Duck Rental	Net Total	Expense	Donation to Charity	Exp. %	Charity %
8/15/23	St. Alphonsus Medical Center – Nampa Health Foundation	\$2,180.00	\$0.00	\$0.00	\$2,180.00	\$0.00	\$2,180.00	0%	100%
4/15/23	St. Paul's Catholic Church	\$16,948.00	\$1,655.62	\$0.00	\$15,292.38	\$0.00	\$15,292.38	0%	100%
2/15/23	The College of Idaho	\$51,450.00	\$0.00	\$0.00	\$51,450.00	\$0.00	\$51,450.00	0%	100%
Total		\$306,195.00	\$31,624.34	\$0.00	\$274,570.66	\$6,817.23	\$267,753.43	2%	98%

Cassia **Total per County: 2**

License Expiration Date	License Holder	Gross Sales	Cost of Prize/s	Duck Rental	Net Total	Expense	Donation to Charity	Exp. %	Charity %
11/1/22	Outdoor Salute to Veterans	\$1,175.00	\$0.00	\$0.00	\$1,175.00	\$0.00	\$1,175.00	0%	100%
9/15/23	Veterans of Foreign Wars #3043	No raffles held							
Total		\$1,175.00	\$0.00	\$0.00	\$1,175.00	\$0.00	\$1,175.00	0%	100%

Fremont **Total per County: 1**

License Expiration Date	License Holder	Gross Sales	Cost of Prize/s	Duck Rental	Net Total	Expense	Donation to Charity	Exp. %	Charity %
3/15/23	Henry's Fork Foundation	\$72,300.00	\$5,810.00	\$0.00	\$66,490.00	\$5,559.83	\$60,930.17	8%	92%
Total		\$72,300.00	\$5,810.00	\$0.00	\$66,490.00	\$5,559.83	\$60,930.17	8%	92%

Gem **Total per County: 2**

License Expiration Date	License Holder	Gross Sales	Cost of Prize/s	Duck Rental	Net Total	Expense	Donation to Charity	Exp. %	Charity %
3/15/23	Calvary Christian Academy	\$165,770.00	\$35,000.00	\$0.00	\$130,770.00	\$10,512.42	\$120,257.58	8%	92%
4/1/23	Gem County Senior Citizens, Inc.	No raffles held							
Total		\$165,770.00	\$35,000.00	\$0.00	\$130,770.00	\$10,512.42	\$120,257.58	8%	92%

Idaho **Total per County: 1**

License Expiration Date	License Holder	Gross Sales	Cost of Prize/s	Duck Rental	Net Total	Expense	Donation to Charity	Exp. %	Charity %
8/15/23	St. John Bosco Academy	\$45,370.00	\$10,000.00	\$0.00	\$35,370.00	\$0.00	\$35,370.00	0%	100%
Total		\$45,370.00	\$10,000.00	\$0.00	\$35,370.00	\$0.00	\$35,370.00	0%	100%

ORGANIZATIONS LICENSED TO CONDUCT RAFFLE

October 16, 2022 to October 15, 2023

Jefferson Total per County: 1

License Expiration Date	License Holder	Gross Sales	Cost of Prize/s	Duck Rental	Net Total	Expense	Donation to Charity	Exp. %	Charity %
2/1/23	Jefferson School District 251 Ed. Foundation	\$100,000.00	\$1,000.00	\$0.00	\$99,000.00	\$0.00	\$99,000.00	0%	100%
Total		\$100,000.00	\$1,000.00	\$0.00	\$99,000.00	\$0.00	\$99,000.00	0%	100%

Kootenai Total per County: 26

License Expiration Date	License Holder	Gross Sales	Cost of Prize/s	Duck Rental	Net Total	Expense	Donation to Charity	Exp. %	Charity %
10/1/23	American Legion Post #143	\$13,880.00	\$0.00	\$0.00	\$13,880.00	\$429.82	\$13,480.18	3%	97%
8/1/23	Christian Youth Theater – North Idaho	\$5,200.00	\$0.00	\$0.00	\$5,200.00	\$0.00	\$5,200.00	0%	100%
10/15/23	Classical Christian Academy	\$29,970.00	\$10,600.15	\$0.00	\$19,369.85	\$207.55	\$19,162.30	1%	99%
10/1/23	Coeur d'Alene School District #271	\$164,230.00	\$0.00	\$0.00	\$164,230.00	\$0.00	\$164,230.00	0%	100%
6/15/23	Community Cancer Fund	\$3,280.00	\$0.00	\$0.00	\$3,280.00	\$0.00	\$3,280.00	0%	100%
11/15/22	Emerge CDA	\$8,250.00	\$0.00	\$0.00	\$8,250.00	\$0.00	\$8,250.00	0%	100%
10/15/23	Friends of CDA Public Golf Club Foundation, Inc.	\$13,750.00	\$7,944.70	\$0.00	\$5,805.30	\$8,226.70	\$0.00	142%	-42%
4/15/23	Genesis Preparatory Academy	\$49,040.00	\$0.00	\$0.00	\$49,040.00	\$1,745.15	\$47,294.85	4%	96%
3/1/23	Hayden Senior Center	\$975.00	\$143.00	\$0.00	\$832.00	\$0.00	\$832.00	0%	100%
1/1/23	Holy Family Catholic School	\$14,615.00	\$0.00	\$0.00	\$14,615.00	\$1,220.47	\$13,394.53	8%	92%
2/15/23	Immaculate Conception Chapel of the Society of St. Pius X	\$1,383.00	\$500.00	\$0.00	\$883.00	\$40.00	\$843.00	5%	95%
5/1/23	Kootenai Health Foundation, Inc.	\$26,615.00	\$4,625.56	\$0.00	\$21,989.44	\$0.00	\$21,989.44	0%	100%
11/1/22	Lake City Center	No raffles held							
4/15/23	Newby-Ginnings of North Idaho, Inc.	No raffles held							
11/1/22	North Idaho Building Contractors Association	\$84,055.00	\$67,182.49	\$0.00	\$16,872.51	\$398.15	\$16,474.36	2%	98%
12/15/22	North Idaho College Foundation, Inc.	\$750,000.00	\$409,184.00	\$0.00	\$340,816.00	\$9,444.00	\$331,372.00	3%	97%
7/15/23	North Idaho Fly Casters	\$2,367.00	\$0.00	\$0.00	\$2,367.00	\$0.00	\$2,367.00	0%	100%
2/1/23	On Site for Seniors, Inc.	\$2,063.57	\$0.00	\$0.00	\$2,063.57	\$0.00	\$2,063.57	0%	100%

ORGANIZATIONS LICENSED TO CONDUCT RAFFLE

October 16, 2022 to October 15, 2023

Kootenai *continued*

License Expiration Date	License Holder	Gross Sales	Cost of Prize/s	Duck Rental	Net Total	Expense	Donation to Charity	Exp. %	Charity %
6/1/23	Pappy Boyington Det #966, Marine Corps League	\$26,420.00	\$6,212.00	\$0.00	\$20,208.00	\$2,600.00	\$17,608.00	13%	87%
5/1/23	Rathdrum Lions Club	\$8,250.00	\$4,292.03	\$0.00	\$3,957.97	\$791.62	\$3,166.35	20%	80%
4/15/23	Sorensen Magnet School of the Arts PTO	\$6,550.00	\$0.00	\$0.00	\$6,550.00	\$0.00	\$6,550.00	0%	100%
11/1/22	Specialized Needs Recreation	\$14,700.00	\$0.00	\$0.00	\$14,700.00	\$0.00	\$14,700.00	0%	100%
6/1/23	St. George's Catholic Church	\$12,988.00	\$4,050.19	\$0.00	\$8,937.81	\$585.16	\$8,352.65	7%	93%
9/15/23	St. Pius X Catholic Church	\$23,140.00	\$2,300.00	\$0.00	\$20,840.00	\$4,764.80	\$16,075.20	23%	77%
4/1/23	Timbers Thorns North FC	\$55,620.00	\$3,015.00	\$0.00	\$52,605.00	\$1,543.56	\$51,061.44	3%	97%
4/1/23	Twin Lakes Improvement Association, Inc.	\$51,380.00	\$22,540.00	\$0.00	\$28,840.00	\$2,100.56	\$26,739.44	7%	93%

Total **\$1,368,721.57** **\$542,589.12** **\$0.00** **\$826,132.45** **\$34,097.54** **\$792,034.91** **4%** **96%**

Latah **Total per County: 2**

License Expiration Date	License Holder	Gross Sales	Cost of Prize/s	Duck Rental	Net Total	Expense	Donation to Charity	Exp. %	Charity %
5/15/23	Latah County Vandal Boosters	\$7,260.00	\$2,630.00	\$0.00	\$4,630.00	\$0.00	\$4,743.00	0%	102%
8/1/23	Troy Lions Club, Inc.	\$49,027.00	\$6,795.00	\$0.00	\$42,232.00	\$6,671.00	\$35,561.00	16%	84%

Total **\$56,287.00** **\$9,425.00** **\$0.00** **\$46,862.00** **\$6,671.00** **\$40,304.00** **14%** **86%**

Lemhi **Total per County: 1**

License Expiration Date	License Holder	Gross Sales	Cost of Prize/s	Duck Rental	Net Total	Expense	Donation to Charity	Exp. %	Charity %
6/1/23	Fraternal Order of Eagles Auxiliary #2316	No raffles held							

Total **\$0.00** **\$0.00** **\$0.00** **\$0.00** **\$0.00** **\$0.00** **0%** **0%**

Madison **Total per County: 1**

License Expiration Date	License Holder	Gross Sales	Cost of Prize/s	Duck Rental	Net Total	Expense	Donation to Charity	Exp. %	Charity %
6/15/23	Madison School District #321	\$108,000.00	\$0.00	\$0.00	\$108,000.00	\$0.00	\$108,000.00	0%	100%

Total **\$108,000.00** **\$0.00** **\$0.00** **\$108,000.00** **\$0.00** **\$108,000.00** **0%** **100%**

ORGANIZATIONS LICENSED TO CONDUCT RAFFLE

October 16, 2022 to October 15, 2023

Minidoka Total per County: 2

License Expiration Date	License Holder	Gross Sales	Cost of Prize/s	Duck Rental	Net Total	Expense	Donation to Charity	Exp. %	Charity %
5/1/23	Minidoka County School District	\$44,040.00	\$12,871.67	\$0.00	\$31,168.33	\$600.00	\$30,568.33	2%	98%
3/1/23	Minidoka County Senior Center	No raffles held							
Total		\$44,040.00	\$12,871.67	\$0.00	\$31,168.33	\$600.00	\$30,568.33	2%	98%

Nez Perce Total per County: 10

License Expiration Date	License Holder	Gross Sales	Cost of Prize/s	Duck Rental	Net Total	Expense	Donation to Charity	Exp. %	Charity %
3/15/23	All Saints Catholic School	\$68,610.00	\$25,865.00	\$0.00	\$42,725.00	\$317.75	\$42,427.75	1%	99%
9/15/23	Boys & Girls Club of Lewis Clark Valley	\$175,275.00	\$8,381.25	\$0.00	\$166,893.75	\$0.00	\$166,893.75	0%	100%
1/1/23	Jack O'Connor Hunting Heritage	\$5,500.00	\$0.00	\$0.00	\$5,500.00	\$93.80	\$5,406.20	2%	98%
2/1/23	Knights of Columbus #1024	\$6,500.00	\$4,880.00	\$0.00	\$1,620.00	\$200.00	\$2,000.00	12%	123%
10/15/23	Lewis Clark Animal Shelter	No raffles held							
12/1/22	Lewis-Clark State College	\$605.00	\$0.00	\$0.00	\$605.00	\$0.00	\$605.00	0%	100%
2/15/23	Lewiston Library Foundation	No raffles held							
10/15/23	Lewiston Rotary	\$11,200.00	\$1,012.00	\$0.00	\$10,188.00	\$165.00	\$10,023.00	2%	98%
10/1/23	Nez Perce Eagles #631	\$981.00	\$325.00	\$0.00	\$656.00	\$0.00	\$656.00	0%	100%
3/15/23	Willow Center, Inc.	\$15,346.84	\$6,850.17	\$0.00	\$8,496.67	\$0.00	\$8,496.67	0%	100%
Total		\$284,017.84	\$47,313.42	\$0.00	\$236,704.42	\$776.55	\$236,507.87	0%	100%

Twin Falls Total per County: 9

License Expiration Date	License Holder	Gross Sales	Cost of Prize/s	Duck Rental	Net Total	Expense	Donation to Charity	Exp. %	Charity %
9/15/23	Boys & Girls Club of Magic Valley	\$28,100.00	\$0.00	\$0.00	\$28,100.00	\$0.00	\$28,100.00	0%	100%
11/15/22	Hospice Visions, Inc.	\$6,012.00	\$0.00	\$0.00	\$6,012.00	\$0.00	\$6,012.00	0%	100%
5/15/23	QRU Nonprofit Organization	\$22,137.00	\$2,000.00	\$0.00	\$20,137.00	\$723.74	\$19,413.26	4%	96%
5/1/23	South Central Community Action Partnership	\$8,360.00	\$1,437.99	\$0.00	\$6,922.01	\$913.21	\$6,008.80	13%	87%

ORGANIZATIONS LICENSED TO CONDUCT RAFFLE

October 16, 2022 to October 15, 2023

Twin Falls *continued*

License Expiration Date	License Holder	Gross Sales	Cost of Prize/s	Duck Rental	Net Total	Expense	Donation to Charity	Exp. %	Charity %
3/1/23	St. Edward's Catholic School Foundation, Inc.	\$30,000.00	\$6,500.00	\$0.00	\$23,500.00	\$0.00	\$23,500.00	0%	100%
8/15/23	Tough Enough to Wear Pink Twin Falls	\$9,722.06	\$202.33	\$0.00	\$9,519.73	\$0.00	\$9,519.73	0%	100%
6/15/23	Twin Falls County Sheriff's Search & Rescue	\$50,385.00	\$5,681.62	\$0.00	\$44,703.38	\$2,655.29	\$42,048.09	6%	94%
3/1/23	Twin Falls Optimist Club	\$8,490.00	\$750.00	\$0.00	\$7,740.00	\$639.34	\$11,450.00	8%	148%
5/15/23	Valley Housing Coalition	\$38,600.00	\$0.00	\$0.00	\$38,600.00	\$4450.00	\$38,150.00	1%	99%
Total		\$201,806.06	\$16,571.94	\$0.00	\$185,234.12	\$5,381.58	\$184,201.88	3%	99%

Valley **Total per County: 3**

License Expiration Date	License Holder	Gross Sales	Cost of Prize/s	Duck Rental	Net Total	Expense	Donation to Charity	Exp. %	Charity %
10/1/23	Cascade Senior Center	No raffles held							
1/15/23	McCall Area Chamber of Commerce	\$17,254.00	\$9,077.71	\$0.00	\$8,176.29	\$0.00	\$8,176.29	0%	100%
11/1/22	McPaws Regional Animal Shelter	\$2,785.00	\$0.00	\$0.00	\$2,785.00	\$0.00	\$2,785.00	0%	100%
Total		\$20,039.00	\$9,077.71	\$0.00	\$10,961.29	\$0.00	\$10,961.29	0%	100%

Statewide **Total: 22**

License Expiration Date	License Holder	Gross Sales	Cost of Prize/s	Duck Rental	Net Total	Expense	Donation to Charity	Exp. %	Charity %
2/15/23	ALSAC/St. Jude Children's Research Hospital	\$2,277,700.00	\$120,000.00	\$0.00	\$2,157,700.00	\$117,662.00	\$2,040,038.00	5%	95%
3/1/23	Back Country Horsemen of Idaho	\$34,400.00	\$8,235.00	\$0.00	\$26,165.00	\$5,233.00	\$20,932.00	20%	80%
8/15/23	Backcountry Hunters & Anglers – Idaho Chapter	\$3,442.45	\$210.90	\$0.00	\$3,231.55	\$82.50	\$3,149.05	3%	97%
1/1/23	Beyond the Call of Duty	\$67,850.00	\$45,981.41	\$0.00	\$21,868.59	\$868.59	\$21,000.00	4%	96%
4/1/23	Department of Idaho Veterans of Foreign Wars	\$52,800.00	\$21,475.70	\$0.00	\$31,324.30	\$1,098.50	\$30,300.00	4%	97%

ORGANIZATIONS LICENSED TO CONDUCT RAFFLE

October 16, 2022 to October 15, 2023

Statewide *continued*

License Expiration Date	License Holder	Gross Sales	Cost of Prize/s	Duck Rental	Net Total	Expense	Donation to Charity	Exp. %	Charity %
3/1/23	Ducks Unlimited – Idaho #1	\$904,967.00	\$217,747.00	\$0.00	\$687,2220.00	\$0.00	\$687,220.00	0%	100%
3/1/23	Ducks Unlimited – Idaho #2								
3/1/23	Ducks Unlimited – Idaho # 3								
7/1/23	Idaho Governor’s Cup Scholarship Fund, Inc.	No raffles held							
4/15/23	Idaho High School Rodeo Association	\$106,480.00	\$27,000.00	\$0.00	\$79,480.00	\$567.00	\$78,913.00	1%	99%
9/15/23	Idaho Juvenile Justice Association	\$2,403.00	\$264.99	\$0.00	\$2,138.01	\$0.00	\$2,138.01	0%	100%
9/15/23	Idaho State Snowmobile Association	\$66,670.00	\$30,091.40	\$0.00	\$36,578.60	\$2,406.34	\$34,172.26	7%	93%
7/1/23	Idaho Youth Ranch, Inc.	\$19,975.00	\$607.13	\$0.00	\$19,367.87	\$531.41	\$18,836.46	3%	97%
3/1/23	JDRF	\$130,835.00	\$0.00	\$0.00	\$130,835.00	\$0.00	\$130,835.00	0%	100%
9/15/23	National Wild Turkey Federation – Idaho Chapter	\$31,679.00	\$0.00	\$0.00	\$31,679.00	\$0.00	\$31,679.00	0%	100%
10/1/23	Rocky Mountain Elk Foundation, Inc - North	\$324,899.00	\$89,257.00	\$0.00	\$235,642.00	\$10,938.00	\$224,704.00	5%	95%
10/1/23	Rocky Mountain Elk Foundation, Inc – South	\$439,203.00	\$140,080.00	\$0.00	\$299,123.00	\$11,369.00	\$287,754.00	4%	96%
4/1/23	Rotary International District #5400	\$77,720.00	\$15,000.00	\$0.00	\$62,720.00	\$1,610.00	\$61,110.00	3%	97%
3/1/23	The Mule Deer Foundation	\$172,086.38	\$36,634.73	\$0.00	\$135,451.65	\$0.00	\$135,451.65	0%	100%
11/15/22	The NRA Foundation, Inc. #1	\$2,066,361.00	\$650,211.00	\$0.00	\$1,416,150.00	\$242,239.00	\$1,173,911.00	17%	83%
11/15/22	The NRA Foundation, Inc. #2								
4/1/23	Youth Outdoors Unlimited	No raffles held							

Total \$6,779,470.72 \$1,402,796.26 \$0.00 \$5,376,674.46 \$394,605.34 \$4,982,143.32 7% 93%

RAFFLE STATISTICS

October 16, 2022 to October 15, 2023

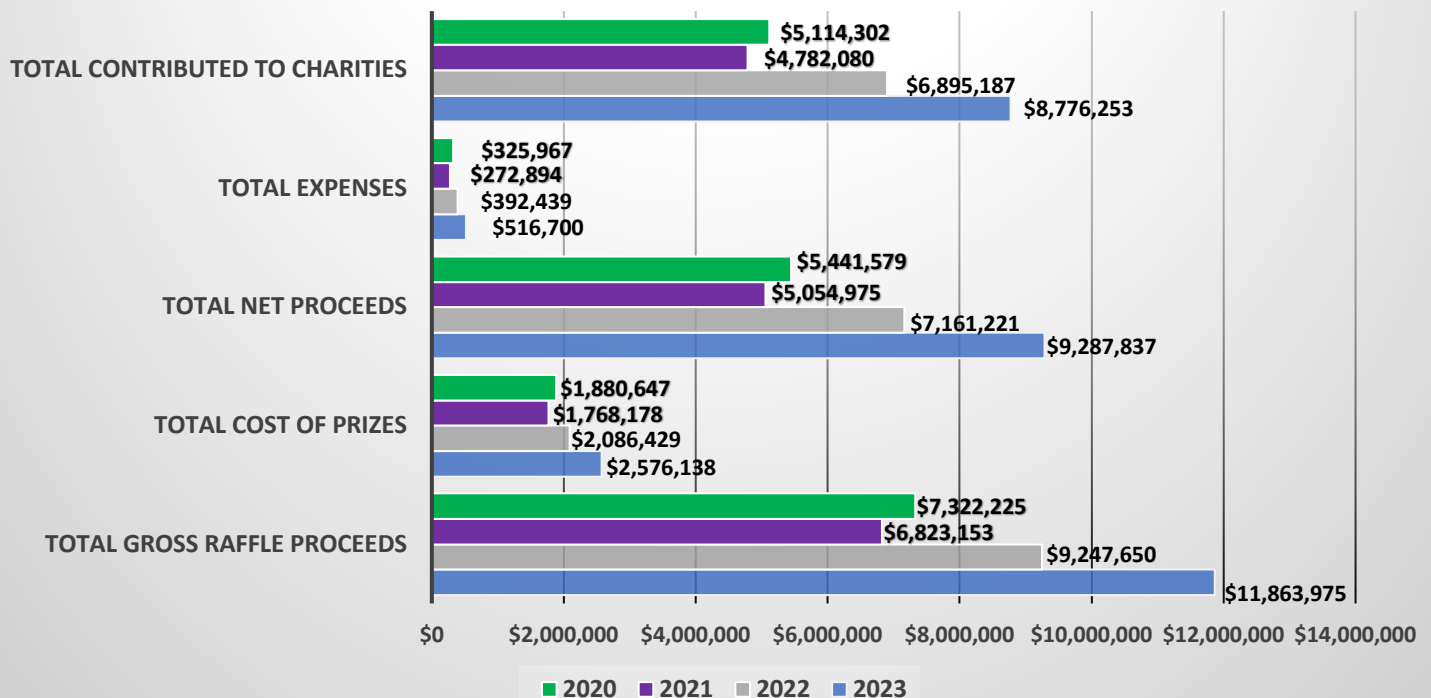
Totals for Raffle

Total Gross Raffle Proceeds	\$11,864,974.61
Total Cost of Prizes	\$2,576,137.96
Total Net Proceeds	\$9,287,836.65
Total Expenses	\$516,699.95
Total Contributed to Charities	\$8,776,253.24
Total % Contributed to Charities	94%

Highest Grossing Raffle Licensees

Licensee	Gross Total	Net Total	Donation
1. ALSAC/St. Jude Children's Research Hospital	\$2,277,700	\$2,157,700	\$2,040,038
2. The NRA Foundation, Inc. #1 & #2	\$2,066,361	\$1,416,150	\$1,173,911
3. Ducks Unlimited – Idaho #1, #2, & #3	\$904,967	\$687,220	\$687,220
4. North Idaho College Foundation, Inc.	\$750,000	\$340,816	\$331,372
5. West Ada School District	\$489,400	\$489,400	\$476,741
6. Rocky Mountain Elk Foundation – South	\$439,203	\$299,123	\$287,754
7. Rocky Mountain Elk Foundation – North	\$324,899	\$235,642	\$224,704
8. Foundation for No. American Wild Sheep – Idaho	\$196,420	\$112,585	\$112,333
9. Special Olympics Idaho	\$189,350	\$132,923	\$116,276
10. Boys & Girls Club of the Lewis Clark Valley	\$175,275	\$166,894	\$166,894

Annual Raffle Comparison



ORGANIZATIONS LICENSED TO CONDUCT BINGO

October 16, 2022 to October 15, 2023

Ada

Total per County: 6

License Expiration Date	License Holder	Gross Sales	Prize Payout	Prize payout %	Total Expense	Expense %	Donation to Charity	% to Charity
11/1/22	Eagles Boise Auxiliary #115	\$29,349.00	\$18,690.00	64%	\$863.00	3%	\$9,050.00	31%
11/1/22	Kuna Senior Citizens Association	\$38,323.00	\$23,741.00	62%	\$5,489.04	14%	\$8,564.60	22%
1/1/23	Meridian Senior Center	\$83,842.00	\$54,504.00	65%	\$12,428.00	15%	\$16,768.00	20%
11/1/22	Opera Idaho Foundation, Inc.	\$482,850.00	\$288,599.00	60%	\$88,116.85	18%	\$110,000.00	23%
7/1/23	Opera Idaho, Inc.	\$512,372.00	\$313,664.00	61%	\$97,143.85	19%	\$102,000.00	20%
1/1/23	St. Ignatius School Foundation	\$6,203.00	\$1,720.00	28%	\$100.00	2%	\$7,304.10	118%
Total		\$1,152,939.00	\$700,918.00	61%	\$204,140.74	18%	\$253,686.70	22%

Bannock

Total per County: 1

License Expiration Date	License Holder	Gross Sales	Prize Payout	Prize payout %	Total Expense	Expense %	Donation to Charity	% to Charity
1/1/23	Senior Activity Center, Inc.	\$7,337.00	\$4,243.00	58%	\$100.00	1%	\$2,678.00	36%
Total		\$7,337.00	\$4,243.00	58%	\$100.00	1%	\$2,678.00	36%

Boise

Total per County: 1

License Expiration Date	License Holder	Gross Sales	Prize Payout	Prize payout %	Total Expense	Expense %	Donation to Charity	% to Charity
10/15/23	Garden Valley Senior, Inc.	\$10,844.00	\$6,516.00	60%	\$652.73	6%	\$2,164.00	20%
Total		\$10,844.00	\$6,516.00	60%	\$652.73	6%	\$2,164.00	20%

Bonner

Total per County: 2

License Expiration Date	License Holder	Gross Sales	Prize Payout	Prize payout %	Total Expense	Expense %	Donation to Charity	% to Charity
11/15/22	Sandpoint Area Seniors, Inc.	\$12,486.76	\$8,192.66	66%	\$112.50	1%	\$4,120.63	33%
4/1/23	Sandpoint Lions Club	\$1,500.00	\$300.00	20%	\$158.68	11%	\$1,500.00	100%
Total		\$13,986.76	\$8,492.66	61%	\$271.18	2%	\$5,620.63	40%

Bonneville

Total per County: 2

License Expiration Date	License Holder	Gross Sales	Prize Payout	Prize payout %	Total Expense	Expense %	Donation to Charity	% to Charity
10/1/23	Fraternal Order of Eagles 576	\$280,331.00	\$166,137.00	59%	\$46,428.26	17%	\$60,431.00	22%
1/1/23	Idaho Falls Senior Citizens Community Center	\$113,796.25	\$68,973.30	61%	\$16,605.25	15%	\$28,103.86	25%
Total		\$394,127.25	\$235,110.30	60%	\$63,033.51	16%	\$88,534.86	22%

ORGANIZATIONS LICENSED TO CONDUCT BINGO

October 16, 2022 to October 15, 2023

Canyon

Total per County: 3

License Expiration Date	License Holder	Gross Sales	Prize Payout	Prize payout %	Total Expense	Expense %	Donation to Charity	% to Charity
5/15/23	Caldwell Senior Center	\$49,060.00	\$22,680.00	46%	\$902.00	2%	\$23,276.00	47%
10/1/23	Middleton Area Optimist Club Idaho	No report submitted						
4/15/23	St. Paul's Catholic Church & School	\$513,265.00	\$294,600.00	57%	\$100,535.10	20%	\$113,209.00	22%
Total		\$562,325.00	\$317,280.00	56%	\$101,437.10	18%	\$136,485.00	24%

Cassia

Total per County: 1

License Expiration Date	License Holder	Gross Sales	Prize Payout	Prize payout %	Total Expense	Expense %	Donation to Charity	% to Charity
9/15/23	Veterans of Foreign Wars #3043	\$64,073.75	\$37,036.00	58%	\$5,441.73	8%	\$21,963.08	34%
Total		\$64,073.75	\$37,036.00	58%	\$5,441.73	8%	\$21,963.08	34%

Custer

Total per County: 1

License Expiration Date	License Holder	Gross Sales	Prize Payout	Prize payout %	Total Expense	Expense %	Donation to Charity	% to Charity
10/1/23	American Legion Post #16	\$5,987.00	\$4,447.50	74%	\$50.00	1%	\$1,351.95	23%
Total		\$5,987.00	\$4,447.50	74%	\$50.00	1%	\$1,351.95	23%

Elmore

Total per County: 1

License Expiration Date	License Holder	Gross Sales	Prize Payout	Prize payout %	Total Expense	Expense %	Donation to Charity	% to Charity
4/1/23	Mountain Home ID Elks Lodge #2276	\$163,207.00	\$98,890.00	61%	\$19,462.87	12%	\$46,496.75	28%
Total		\$163,207.00	\$98,890.00	61%	\$19,462.87	12%	\$46,496.75	28%

Gem

Total per County: 1

License Expiration Date	License Holder	Gross Sales	Prize Payout	Prize payout %	Total Expense	Expense %	Donation to Charity	% to Charity
4/1/23	Gem County Senior Citizens, Inc.	\$65,513.00	\$32,206.75	49%	\$1,181.92	2%	\$10,000.00	15%
Total		\$65,513.00	\$32,206.75	49%	\$1,181.92	2%	\$10,000.00	15%

ORGANIZATIONS LICENSED TO CONDUCT BINGO

October 16, 2022 to October 15, 2023

Jerome

Total per County: 1

License Expiration Date	License Holder	Gross Sales	Prize Payout	Prize payout %	Total Expense	Expense %	Donation to Charity	% to Charity
2/1/23	Jerome County Seniors Citizens, Inc.	\$54,203.50	\$32,522.10	60%	\$3,224.09	6%	\$20,585.66	38%
Total		\$54,203.50	\$32,522.10	60%	\$3,224.09	6%	\$20,585.66	38%

Kootenai

Total per County: 6

License Expiration Date	License Holder	Gross Sales	Prize Payout	Prize payout %	Total Expense	Expense %	Donation to Charity	% to Charity
4/1/23	Fraternal Order of Eagles Aerie #486	\$27,944.00	\$13,525.80	48%	\$2,613.74	9%	\$10,000.00	36%
8/1/23	Greene Idaho Foundation	\$520,440.00	\$337,942.00	65%	\$44,749.99	9%	\$129,491.80	25%
6/1/23	Hayden Lake Eagles Aerie #4080	\$13,318.00	\$6,490.00	49%	\$746.05	6%	\$6,720.00	50%
3/1/23	Hayden Senior Center	\$15,196.00	\$9,844.00	65%	\$0.00	0%	\$4,000.00	26%
11/1/22	Lake City Center	\$164,955.00	\$114,663.00	70%	\$16,493.44	10%	\$33,294.96	20%
3/1/23	Rathdrum Senior Community Center	\$45,042.00	\$26,182.00	58%	\$8,321.38	18%	\$10,900.00	24%
Total		\$786,895.00	\$508,646.80	65%	\$72,924.60	9%	\$194,406.76	25%

Lemhi

Total per County: 1

License Expiration Date	License Holder	Gross Sales	Prize Payout	Prize payout %	Total Expense	Expense %	Donation to Charity	% to Charity
6/1/23	Fraternal Order of Eagles Auxiliary #2316	\$41,809.00	\$28,889.00	69%	\$2,895.26	7%	\$8,300.00	20%
Total		\$41,809.00	\$28,889.00	69%	\$2,895.26	7%	\$8,300.00	20%

Minidoka

Total per County: 1

License Expiration Date	License Holder	Gross Sales	Prize Payout	Prize payout %	Total Expense	Expense %	Donation to Charity	% to Charity
3/1/23	Minidoka County Senior Center	\$29,216.75	\$18,410.30	63%	\$1,188.27	4%	\$9,558.00	33%
Total		\$29,216.75	\$18,410.30	63%	\$1,188.27	4%	\$9,558.00	33%

ORGANIZATIONS LICENSED TO CONDUCT BINGO

October 16, 2022 to October 15, 2023

Nez Perce

Total per County: 1

License Expiration Date	License Holder	Gross Sales	Prize Payout	Prize payout %	Total Expense	Expense %	Donation to Charity	% to Charity
10/1/23	Nez Perce Eagles #631	\$58,343.00	\$38,899.00	67%	\$14,650.87	25%	\$4,757.00	8%
Total		\$58,343.00	\$38,899.00	67%	\$14,650.87	25%	\$4,757.00	8%

Twin Falls

Total per County: 2

License Expiration Date	License Holder	Gross Sales	Prize Payout	Prize payout %	Total Expense	Expense %	Donation to Charity	% to Charity
8/1/23	American Legion Twin Falls Post #7	\$91,465.22	\$57,135.35	62%	\$4,742.88	5%	\$22,696.98	25%
12/12/22	Women of the Moose #185	\$57,959.50	\$35,171.00	61%	\$8,709.98	15%	\$14,888.40	26%
Total		\$149,424.72	\$92,306.35	62%	\$13,452.86	9%	\$37,585.38	25%

Valley

Total per County: 1

License Expiration Date	License Holder	Gross Sales	Prize Payout	Prize payout %	Total Expense	Expense %	Donation to Charity	% to Charity
10/1/23	Cascade Senior Center	\$8,926.00	\$6,747.00	76%	\$1,355.83	15%	\$4,186.48	47%
Total		\$8,926.00	\$6,747.00	76%	\$1,355.83	15%	\$4,186.48	47%

Washington

Total per County: 2

License Expiration Date	License Holder	Gross Sales	Prize Payout	Prize payout %	Total Expense	Expense %	Donation to Charity	% to Charity
4/15/23	Weiser Elks Lodge #1683	\$14,637.00	\$10,240.75	70%	\$367.99	3%	\$3,000.00	20%
3/1/23	Weiser Senior Citizens, Inc.	\$20,242.00	\$12,657.00	63%	\$100.00	0%	\$7,545.00	37%
Total		\$34,879.00	\$22,897.75	66%	\$467.99	1%	\$10,545.00	30%

BINGO STATISTICS

October 16, 2022 to October 15, 2023

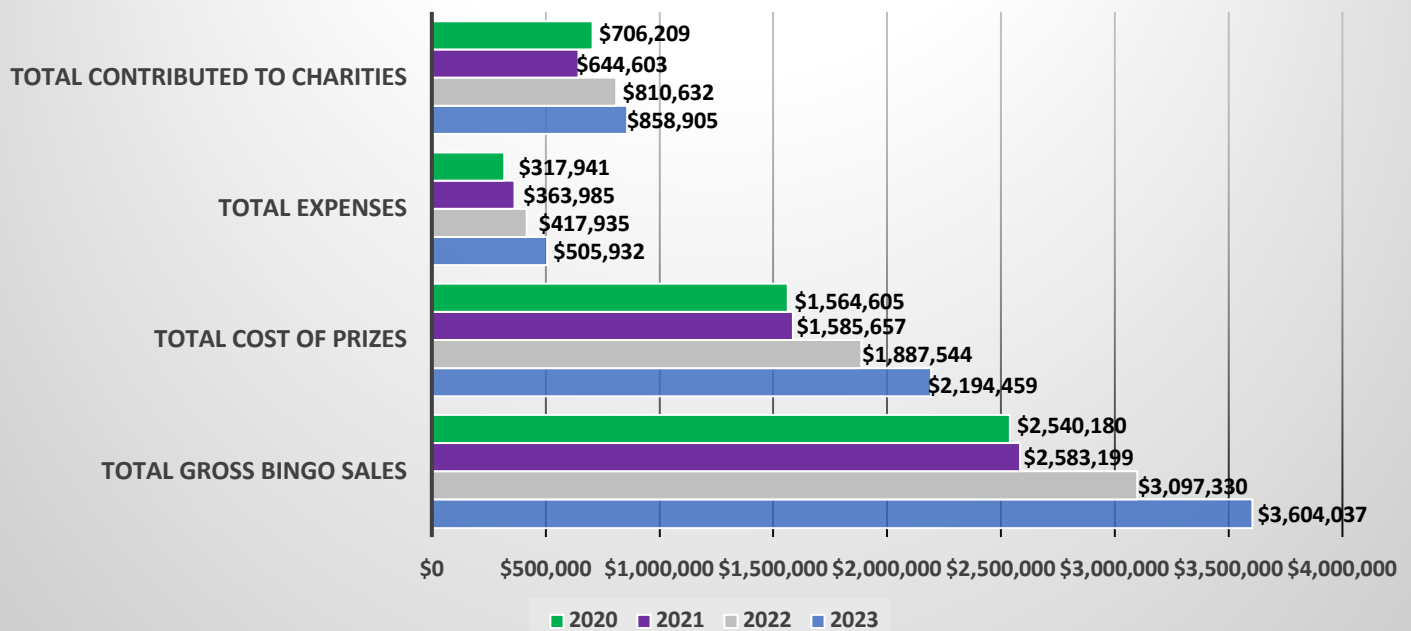
Total for Bingo

Total Gross Bingo Sales	\$3,604,036.73
Total Prizes Paid	\$2,194,458.51
Total Bingo Expenses	\$505,931.55
Total Contribution to Charities	\$858,905.25
Total % Contributed to Charities	24%

Highest Grossing Bingo Licensees

Licensee	Gross Total	Donation
1. St. Paul's Catholic Church	\$513,265	\$100,535
2. Opera Idaho, Inc.	\$512,372	\$102,000
3. Greene Idaho Foundation	\$520,440	\$129,492
4. Opera Idaho Foundation, Inc.	\$482,850	\$110,000
5. Fraternal Order of Eagles #576	\$280,331	\$60,431
6. Lake City Center	\$164,955	\$33,295
7. Mountain Home Elks Lodge #2276	\$163,207	\$46,497
8. Idaho Falls Senior Citizens Community	\$113,797	\$28,104
9. American Legion Twin Falls Post #7	\$91,465	\$22,697
10. Meridian Senior Center	\$83,842	\$16,768

Annual Bingo Comparison



BINGO/RAFFLE REVENUE

October 16, 2022 to October 15, 2023

Bingo

Number of Licensed Organizations	34
Total Gross Bingo Proceeds Reported	\$3,604,036.73
Total Prize Payout Reported	\$2,194,458.51
Payout Percentages	60.89%
Total Expenses Reported	\$505,931.55
Expense Percentage*	14.04%
Actual Reported Amount Contributed to Charities	\$858,905.25
Percent to Charities**	23.83%
Minimum Contribution to Charity per Statute	\$720,807.35

*Maximum percentage of total proceeds allowed for expenses is 18%

**Minimum percentage of total proceeds donated to charity is 20%

Raffle

Number of Licensed Organizations	163
Total Raffle Proceeds Reported	\$11,863,974.61
Total Cost of Prizes Reported*	\$2,576,137.96
Net Raffle Proceeds Reported	\$9,287,836.65
Total Expenses Reported	\$516,699.95
Expense Percentage**	5.56%
Actual Reported Amount Contributed to Charities	\$8,776,253.24
Percent to Charities	94.49%
Minimum Contribution to Charity per Statute	\$7,430,269.32

*Includes duck rental costs

**Maximum percentage of net proceeds allowed for expenses is 20%

CHARITABLE GAMING INCOME AND EXPENSES

October 16, 2022 to October 15, 2023

Income

Organizations who apply for a Charitable Gaming License are required to pay an application fee to the Idaho Lottery. The fee for the first time application is \$100. The fee for license renewal is based on the organization's bingo/raffle revenues for the previous year and are calculated as follows:

Gross Revenue Less Than \$25,000	\$100
Gross Revenue \$25,000 to \$75,000	\$200
Gross Revenue \$75,000 and Above	\$300

Income from Licensing Fees	
Bingo License Fees	\$4,750
Bingo Late Fees	\$0
Raffle License Fees	\$25,700
Raffle Late Fees	\$50
Vendor Fees*	\$2,500

*In order to distribute or manufacture supplies and equipment for bingo or raffles, a vendor must be approved and licensed in the state of Idaho. The licensing fee in Idaho is \$500 annually.

Total Income	<u>\$33,000</u>
---------------------	------------------------

Expenses

Lottery Staff Salary (.7 FTE)	\$35,963.20
Applicants Background Investigations	\$13,448
Supplies	\$700
Legal Counsel (Deputy Attorney General)	\$0
Hearing Officer	\$0
Bingo/Raffle Advisory Board Travel Expenses	\$0
Lottery Staff Travel (Audits, Technical Assistance to Licensed Organizations, Educational, Conferences)	\$675

Total Expenses	\$50,786.20
-----------------------	--------------------

Income Less Expenses	<u><\$17,786.20></u>
-----------------------------	-----------------------------------



IDAHO LOTTERY ENFORCEMENT DIVISION

1199 Shoreline Lane, Boise, ID 83702 | 208-334-2277 | www.idaholottery.com